

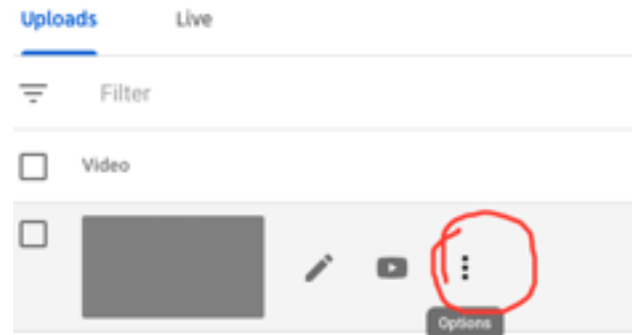
Orange County Branch Theme Festival 2020

Video upload Instruction

1. **Upload the video to YouTube:** please see “ YouTube Video upload instruction. Select “ **not for kids**” and “**Unlisted**”

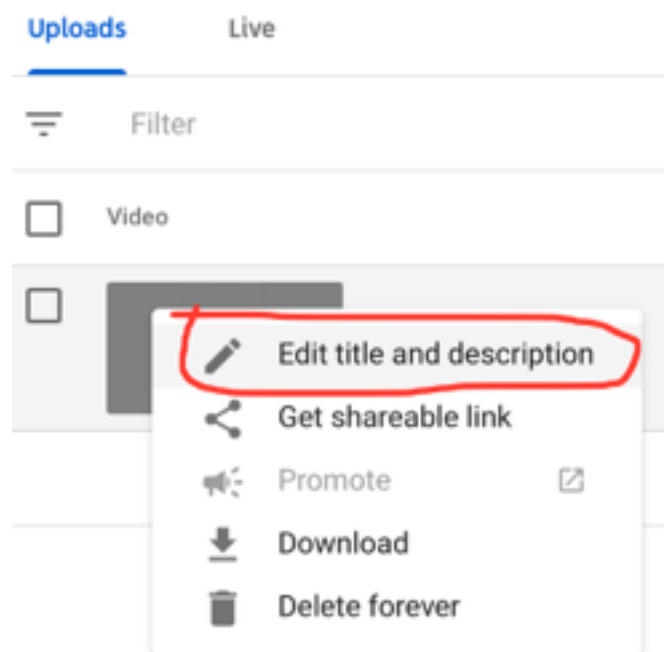
2. **Enter the Student ID, Composer & Composition Title on YouTube**

A. Click the “Three dots”

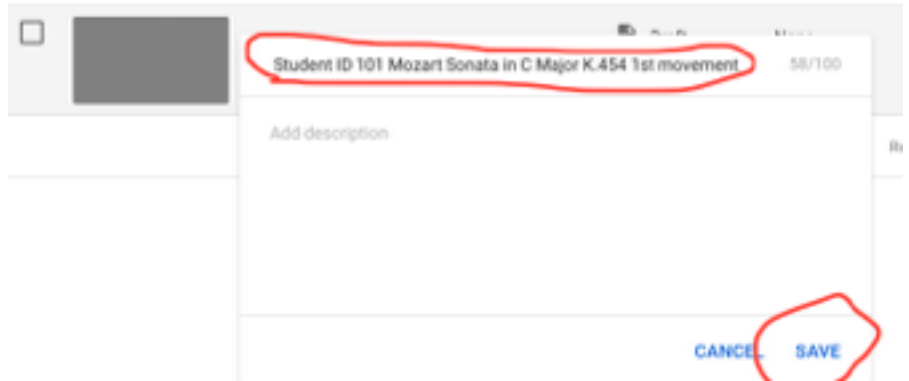


B. Select “**Edit title and description**”: Enter Student ID Number, Composer and the Title of the composition (Exemple: Student ID No. 143 Mozart Sonata in C Major K.545, 3rd movement)

Channel videos



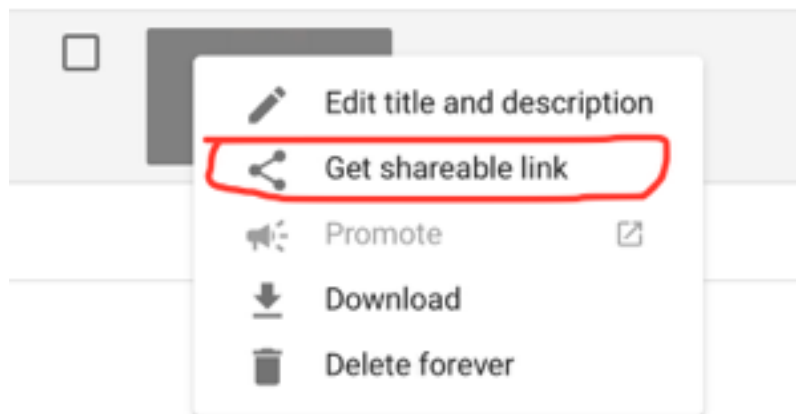
C. Click “Save”



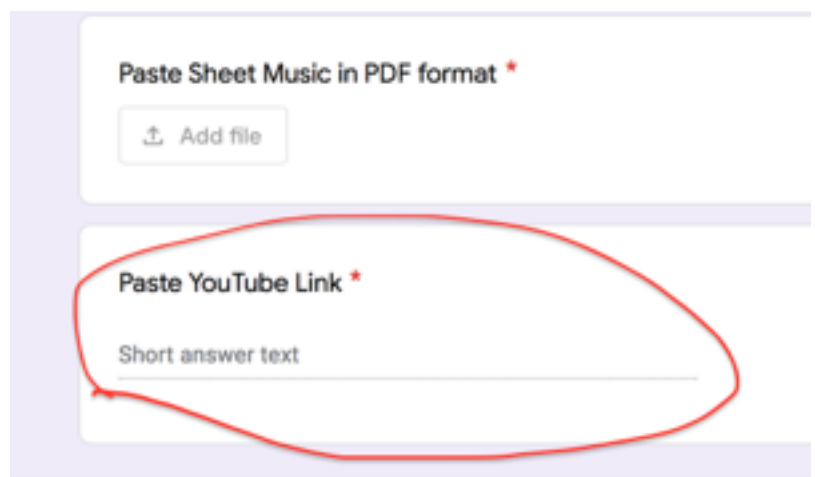
3) Find YouTube Link

A. Click the “Three Dots”

B. Select”Get shareable link”

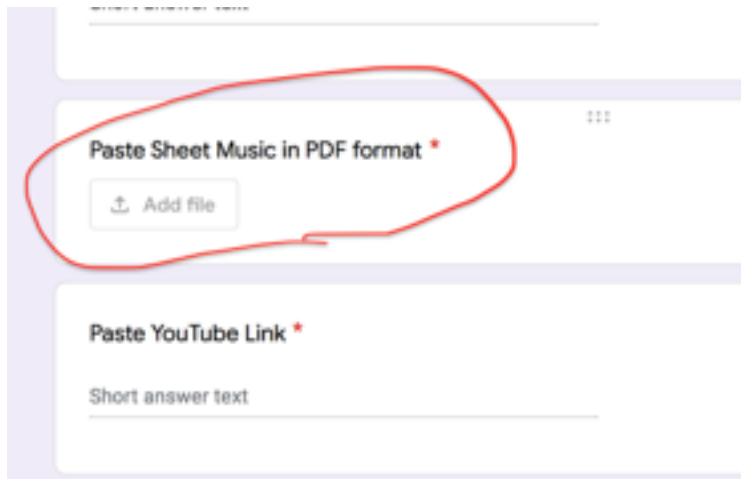


C. Copy the link onto the “Paste YouTube Link” in the Branch Theme Festival Video upload form”



PDF Sheet music upload instruction

- 1) Scan the music in the computer and save in PDF format
- 2) Select the file in computer to upload the music score



The image shows a portion of a web form. The first field is labeled "Paste Sheet Music in PDF format" with a red asterisk indicating it is required. Below this label is a button with a file icon and the text "Add file". This entire field and button are circled in red. Below this field is another field labeled "Paste YouTube Link" with a red asterisk. Underneath the second field is a text input area labeled "Short answer text".